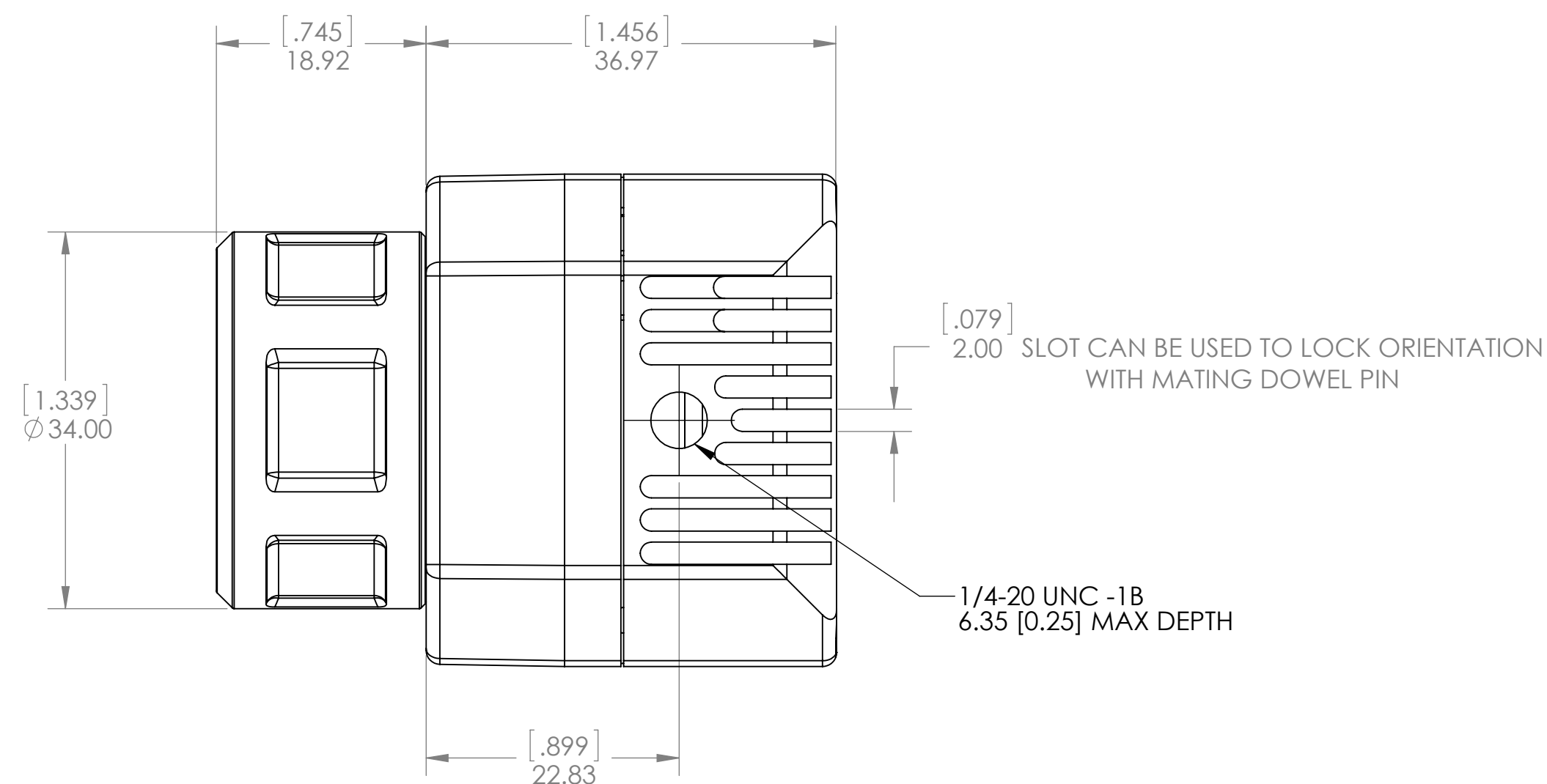


REVISIONS				
ZONE	REV	DESCRIPTION	DATE	APPROVED
	100	RELEASE PER ECN 126577	05/05/2015	MK

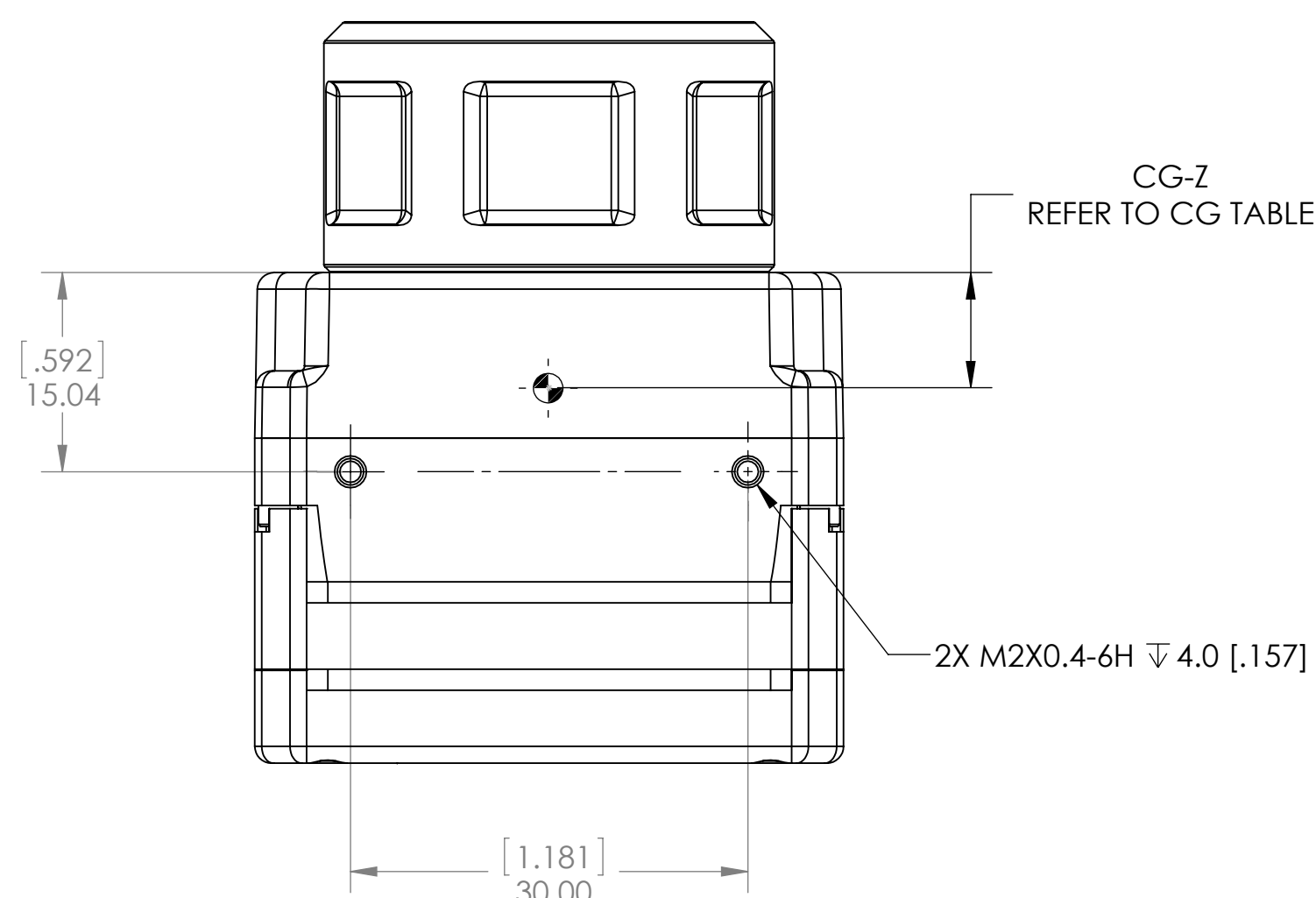
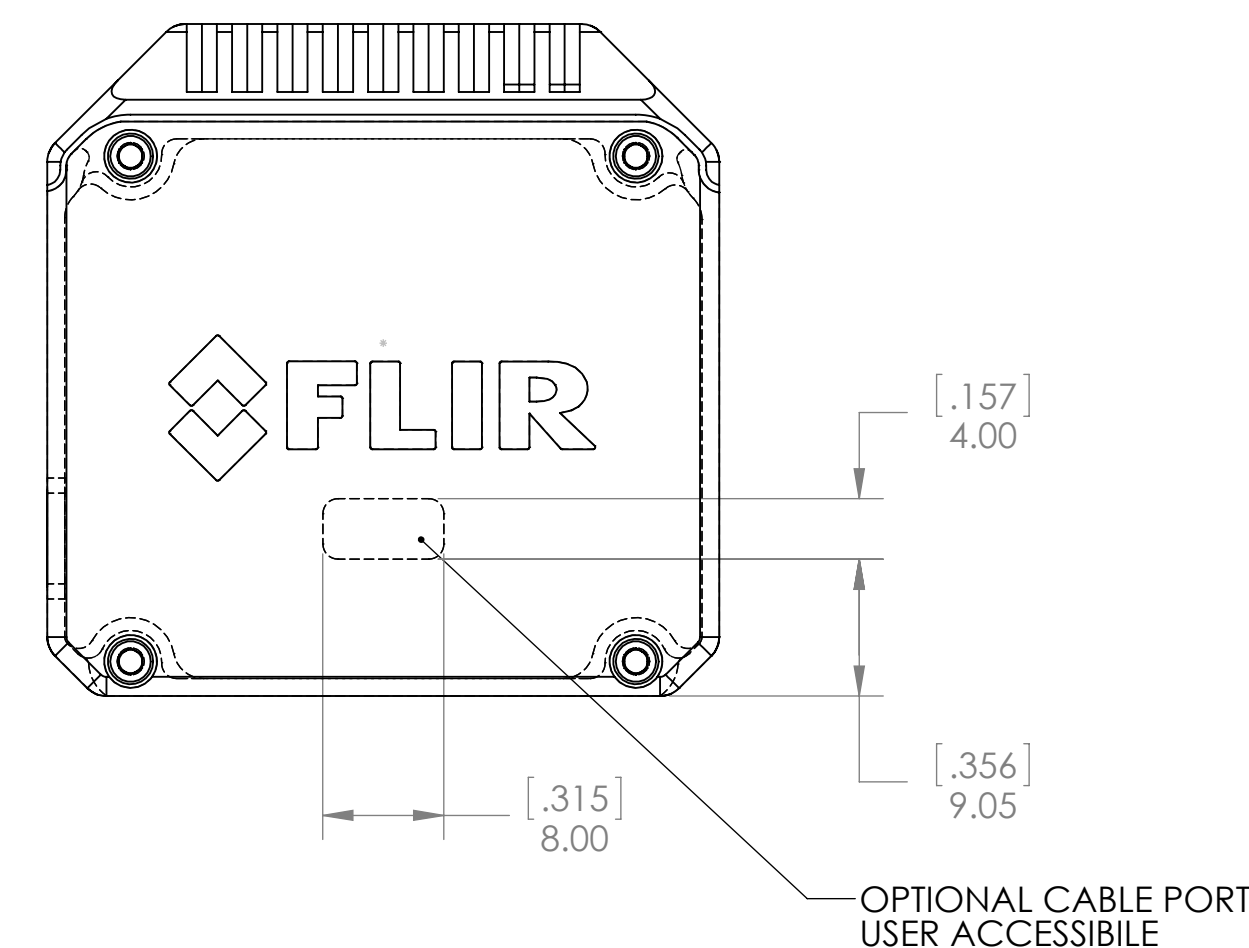
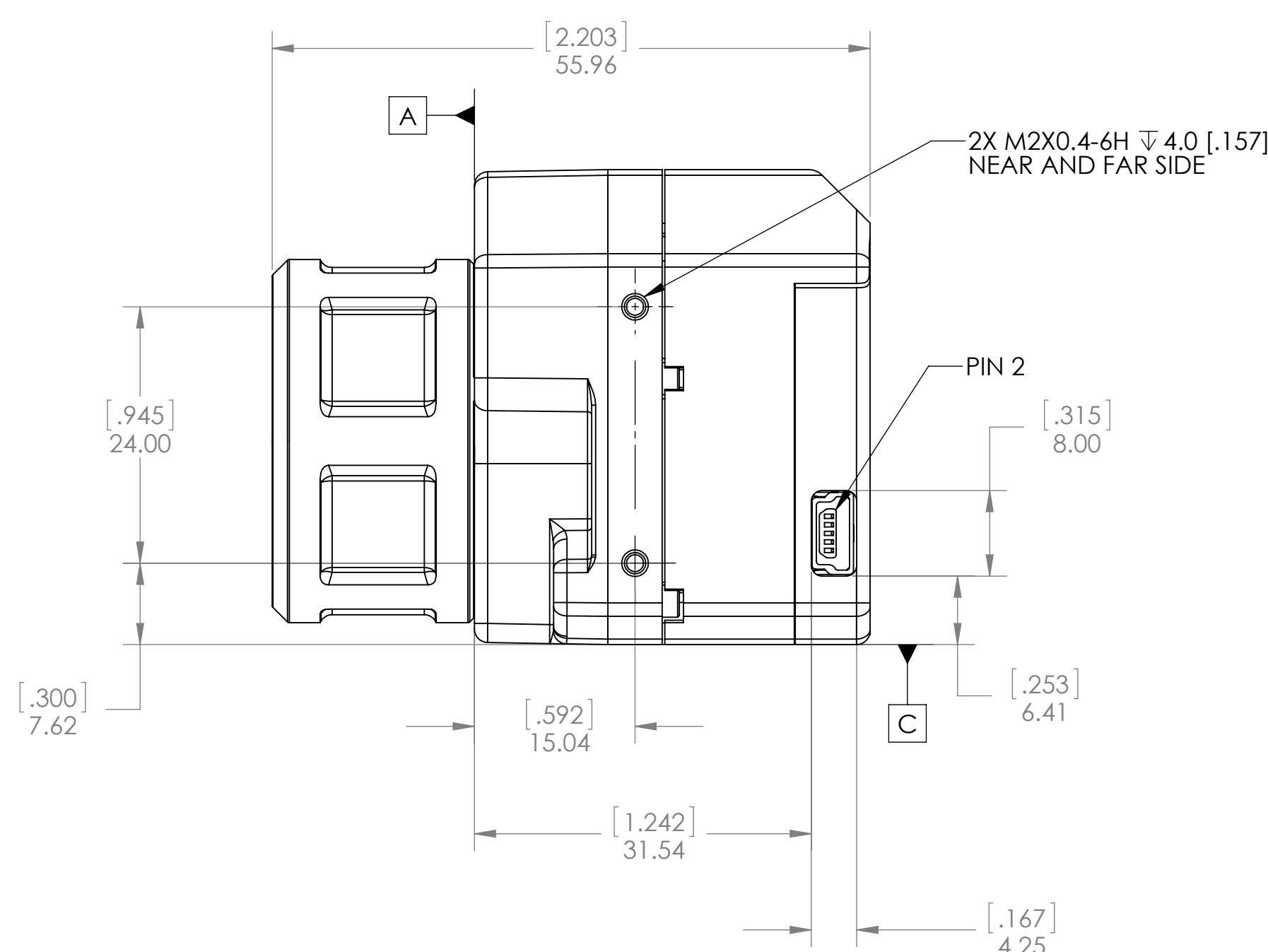
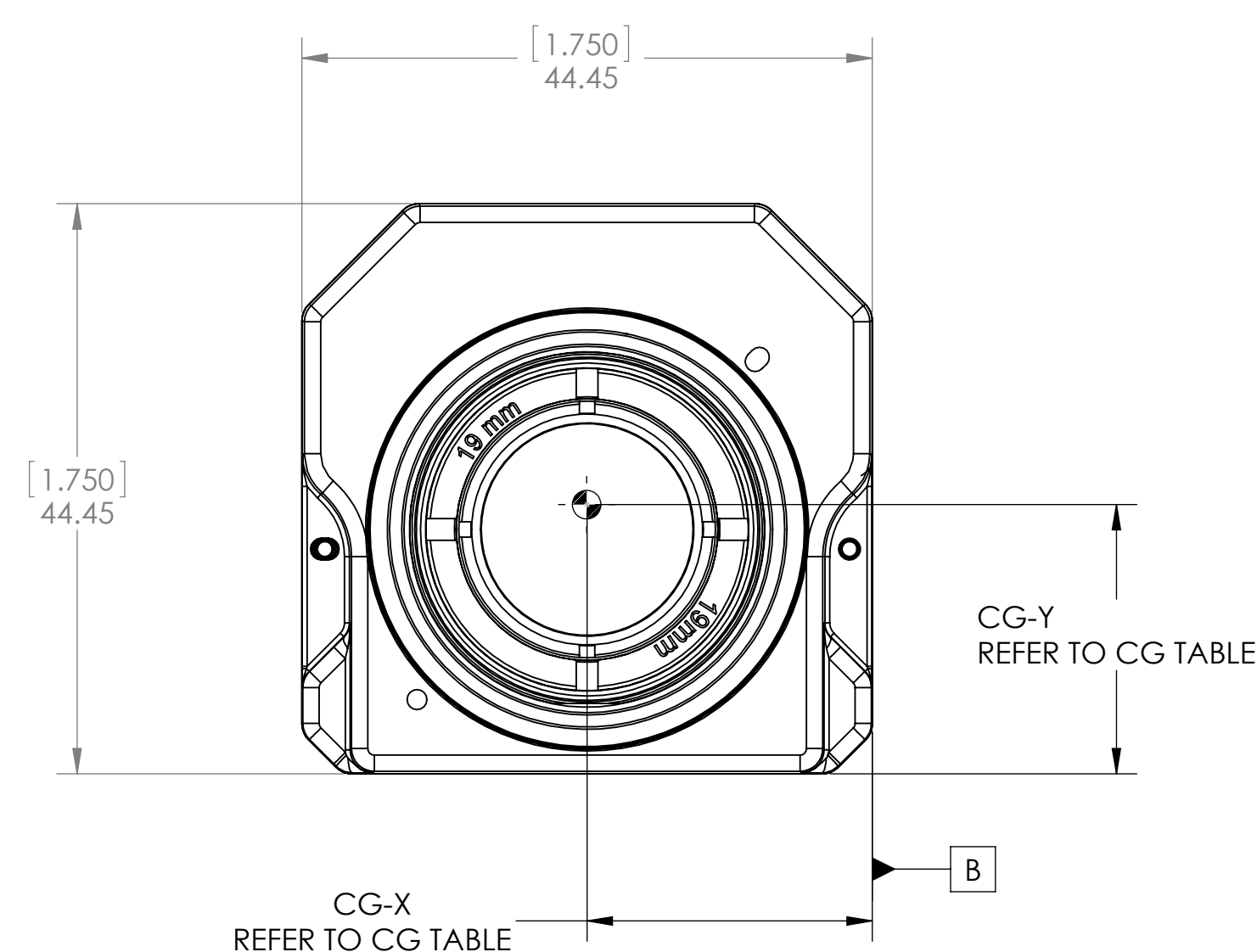
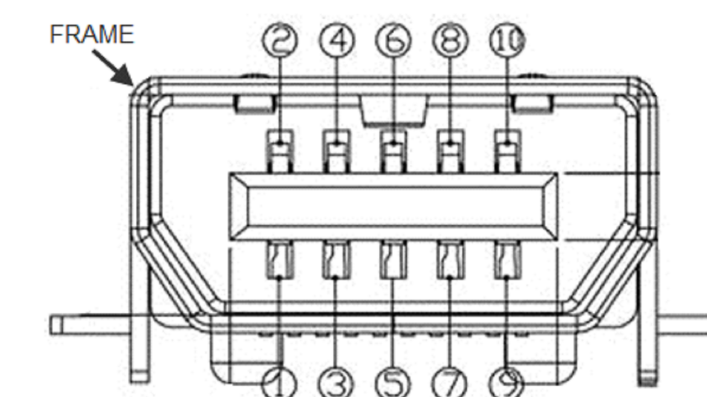
NOTES: UNLESS OTHERWISE SPECIFIED

1. INDICATED DIMENSIONS ARE SUPPLEMENTS TO FLIR, IDD, TAU CAMERA DRAWING NUMBERS 46-336 AND 46-640 AVAILABLE ON FLIR WEB SITE
2. MODEL SHOWN ILLUSTRATES FLIR VUE, 19MM CONFIGURATION. ENVELOPE OF 6.8-19MM MODELS IDENTICAL.
3. CONNECTOR INTERFACE: USB MINI-AB RECEPTICLE, 10-PIN, GOPRO HERO 3/4 COMPATIBLE.
4. PART CAD GENERATED. ALL DIMENSIONS NOT SHOWN ARE DERIVED FROM SOLID MODEL.

CENTER OF GRAVITY POSITION							
Vue w/ Lens Nut	CG-X		CG-Y		CG-Z		MASS
	mm	[in]	mm	[in]	mm	[in]	
6.8mm	21.9	0.86	20.7	0.81	11.0	0.43	94
9mm	21.9	0.86	20.7	0.81	9.4	0.37	103
13mm	21.9	0.86	20.8	0.82	9.7	0.38	102
19mm	21.9	0.86	20.8	0.82	9.2	0.36	102
Vue w/o Lens Nut	mm	[in]	mm	[in]	mm	[in]	g
6.8mm	21.9	0.86	20.7	0.81	13.5	0.53	82
9mm	21.9	0.86	20.7	0.81	11.0	0.43	91
13mm	21.9	0.86	20.8	0.82	11.8	0.46	90
19mm	21.9	0.86	20.8	0.82	11.5	0.45	90



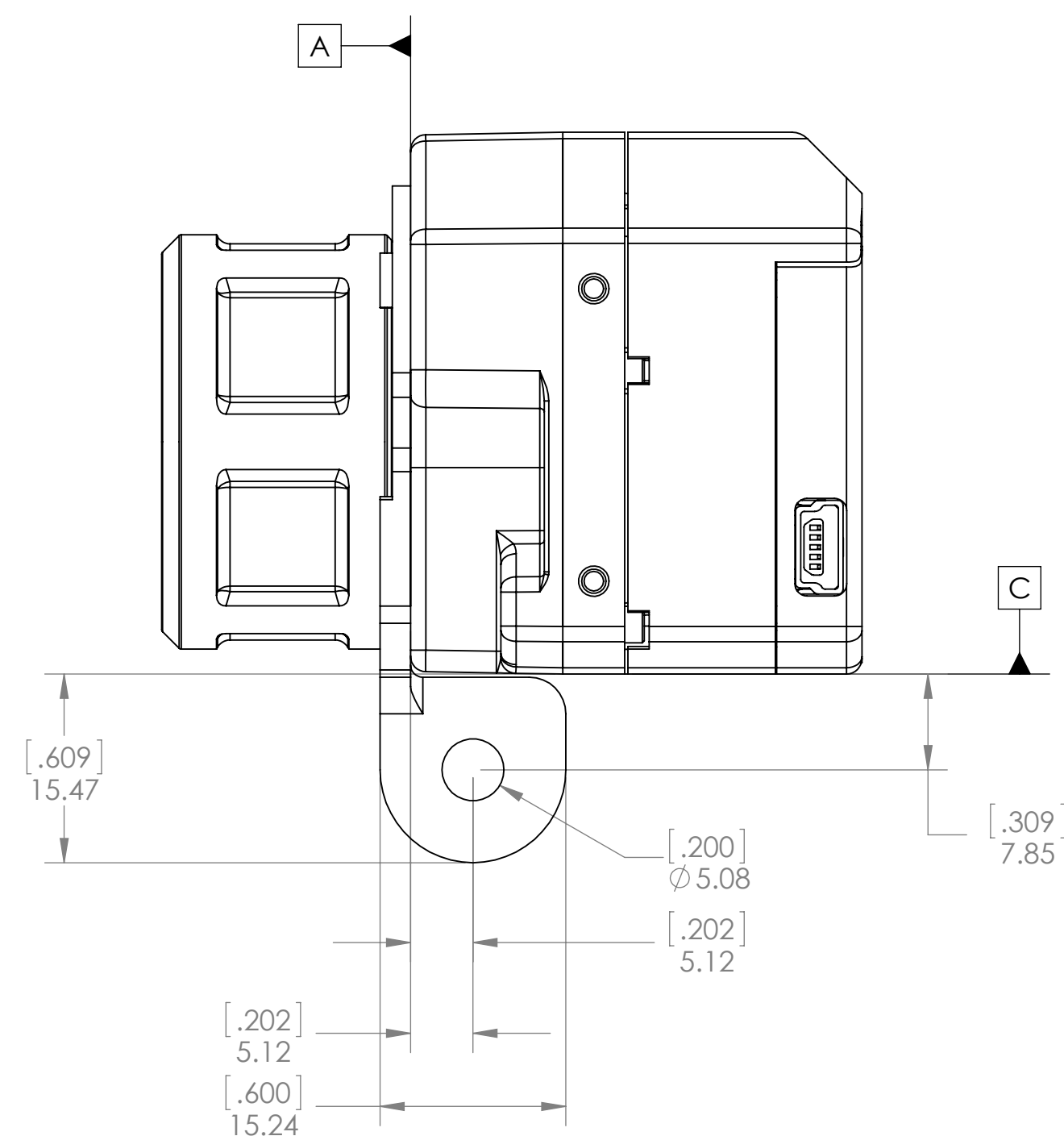
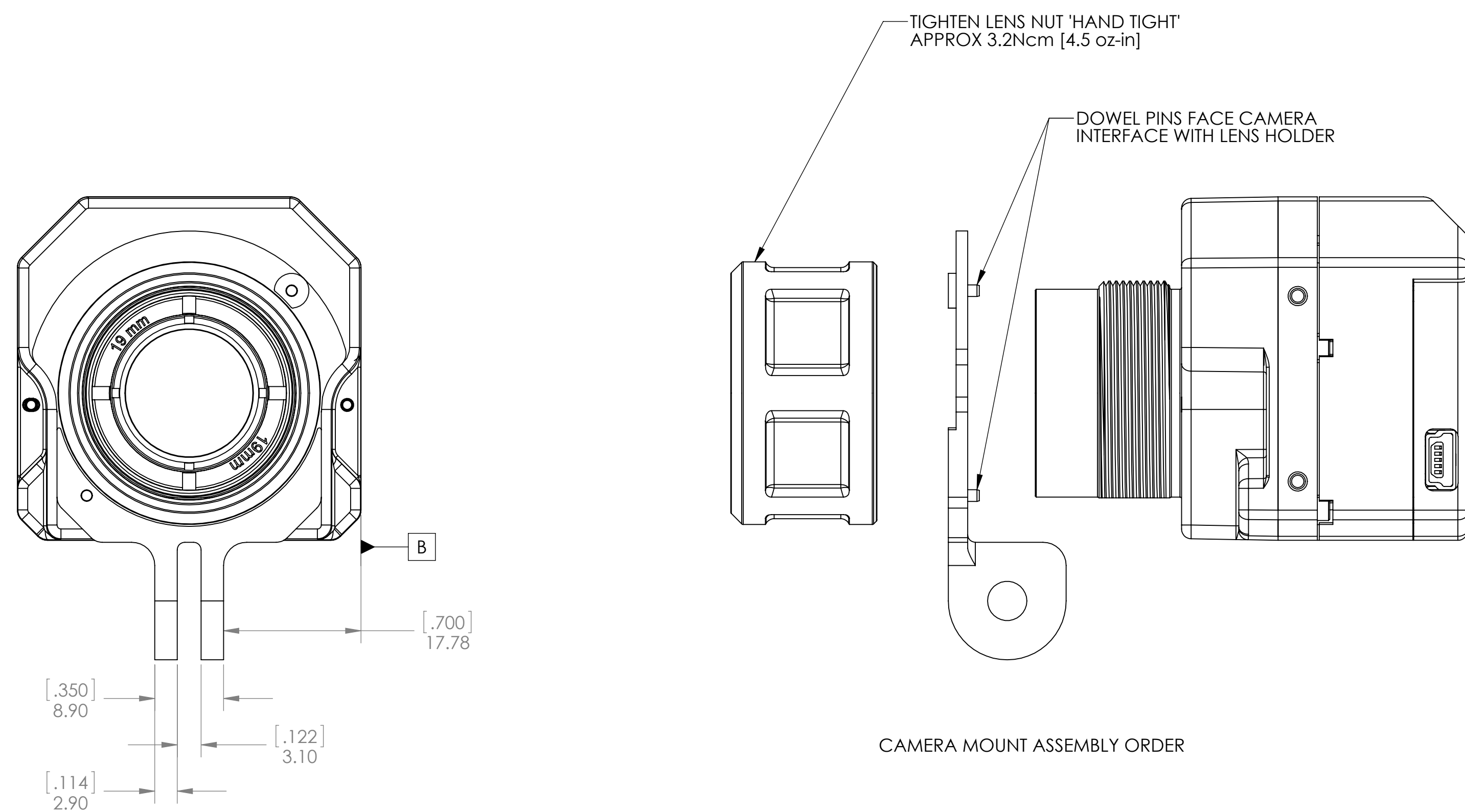
mini-USB CONNECTOR		
Pin	Signal	Notes
1	-	NO CONNECT
2	MAIN_PWR	4-6 VDC
3	-	NO CONNECT
4	DATA_L	USB PIN 2, GRY
5	VIDEO_L	D_GND
6	DATA_H	USB PIN 3, GRN
7	VIDEO_H	75Ω IMPEDANCE
8	-	NO CONNECT
9	-	NO CONNECT
10	MAIN_PWR_RTN	POWER GROUND
FRAME	DRAIN	TO CABLE SHIELD



THIRD ANGLE PROJECTION		FLIR SYSTEMS, INC.			
		EAR LEVEL 1. NOT CONTROLLED FOR EXPORT PURPOSES.			
METRIC		PROJECT NO.		FLIR Systems, Inc. 70 Castilian Drive Goleta, CA 93117	
INTERPRET DRAWING PER ASME Y14.5M-1994		SEE NOTE 1	APPROVALS	DATE	TITLE
UNLESS OTHERWISE SPECIFIED SURFACE ROUGHNESS .8 μm		SEE NOTE 2	DWN MKENT	05/11/2015	IDD, FLIR VUE 9Hz
X = ±.25		UNLESS OTHERWISE SPECIFIED ALL MEASUREMENTS ARE IN MM. ALL DIMENSIONS IN ( ) ARE INCHES. DO NOT SCALE DRAWING.		SIZE D	CAGE 064Y2
XX = ±.13		D5GN MKENT	05/05/2015	DWG NO. 436-0001-00	REV 100
ANGULAR = ±.5°		ENG		SCALE 2:1	PRINTED: 6/4/2015
FILLET RADII = .13 MAX		APP		SHEET 1 OF 2	
CALC WT: 112.241 GRAMS		SOLIDWORKS MODEL: 436-0001-00 FLIR VUE ASSEMBLY MODEL REVISION: 100			

NOTES: UNLESS OTHERWISE SPECIFIED

- 1. INDICATED DIMENSIONS ARE SUPPLEMENTS TO FLIR, IDD, TAU CAMERA DRAWING NUMBERS 46-336 AND 46-640 AVAILABLE ON FLIR WEB SITE
- 2. MODEL SHOWN ILLUSTRATES FLIR VUE, 19MM CONFIGURATION. ENVELOPE OF 6.8-19MM MODELS IDENTICAL.
- 3. CONNECTOR INTERFACE: USB MINI-AB RECEPTACLE, 10-PIN, GOPRO HERO 3/4 COMPATIBLE.
- 4. PART CAD GENERATED. ALL DIMENSIONS NOT SHOWN ARE DERIVED FROM SOLID MODEL.



IDD, FLIR VUE  
9Hz

METRIC

EAR LEVEL 1 - FLIR SYSTEMS, INC.



FLIR Systems, Inc.  
70 Castilian Drive  
Goleta, CA 93117

SIZE D

CAGE 064Y2

PIECE PART: 436-0001-00

REV 100

SCALE 2:1 PRINTED: 6/4/2015 SHEET 2 OF 2

SOLIDWORKS MODEL: 436-0001-00 FLIR VUE ASSEMBLY  
MODEL REVISION: 100